

ಸಂಖ್ಯೆ: ಡಿಟಿಇ/ಎನ್ ಎಸ್ ಎಸ್/01/ಐಡಿಪಿ/2022-23

ದಿನಾಂಕ:20.09.2024

ಹಿಂಬರಹ

ಭಾರತ ಸರ್ಕಾರದ ಪ್ರಾಂತೀಯ ನಿರ್ದೇಶಕರ ಕಚೇರಿಯ ಪತ್ರ ಸಂಖ್ಯೆ.22/NSS/RD-BAN/Eco-Hackathon/2024-25/1149-1214 Date:19.09.2024 ರ ಪತ್ರವನ್ನು ಇಲಾಖೆಯ ವ್ಯಾಪ್ತಿಗೊಳಪಡುವ ರಾಜ್ಯದ ಎಲ್ಲಾ ತಾಂತ್ರಿಕ ಶಿಕ್ಷಣ ಸಂಸ್ಥೆಗಳ ಪ್ರಾಚಾರ್ಯರಿಗೆ ಮಾಹಿತಿಗಾಗಿ ಮತ್ತು ಮುಂದಿನ ಕ್ರಮಕ್ಕಾಗಿ


ನಿರ್ದೇಶಕರು

ಇವರಿಗೆ:

1. ತಾಂತ್ರಿಕ ಶಿಕ್ಷಣ ಸಂಸ್ಥೆಗಳ ಪ್ರಾಚಾರ್ಯರುಗಳಿಗೆ - ಮಾಹಿತಿ ಹಾಗೂ ಸೂಕ್ತ ಕ್ರಮಕ್ಕಾಗಿ.
2. ಭಾರತ ಸರ್ಕಾರದ ಪ್ರಾಂತೀಯ ನಿರ್ದೇಶಕರು ಬೆಂಗಳೂರು
3. ಇ - ಆಡಳಿತ -ಇಲಾಖಾ ವೆಬ್‌ಸೈಟ್‌ನಲ್ಲಿ ಪ್ರಕಟಿಸಲು.
4. ಕಛೇರಿ ಪ್ರತಿ.



सत्यमेव जयते
भारत सरकार

Government of India

युवा कार्यक्रम और खेल मंत्रालय
Ministry of Youth Affairs & Sports

क्षेत्रीय निदेशालय राष्ट्रीय सेवा योजना

REGIONAL DIRECTORATE OF N.S.S.

#57/190. R.V. Road, Basavanagudi
BANGALORE - 560 004

Phone/Fax : 080 - 26563530

Email Ids :

nssrcbangalore@gmail.com

nssrc.blr-ka@gov.in

F.No.22/NSS/RD-BAN/Eco-Hackathon/2024-25/1149-1214

Date: 19-09-2024

To

All the NSS Programme Coordinators in Karnataka.

Sub: Participation of NSS Volunteers in National level Eco- Creativity and Innovation Hackathon – Forwarding of PPT- reg.

Sir/Madam,

I am to refer to the subject cited above and the online meeting held on 17th Sep, 2024 in connection with National level Eco- Creativity and Innovation Hackathon. The Ministry of Youth Affairs and Sports have identified Pi Jam foundation to implement this program in Karnataka for NSS. The objective of this program is to showcase the knowledge and innovation ideas by NSS Volunteers on the following topics:- *Save Energy, Save Water, Say No to single use plastic, Adopt sustainable food system, Reduce Waste, Reduce e-waste, Adopt healthy lifestyle.*

In this connection the NSS Volunteers has to register for the Hackathon and submit the ideas before the deadline. If the NSS Programme Officers are interested in participating, they can register themselves as teachers and sent the link to the volunteers in their unit so that students when they register will come under the Programme Officers.

I am enclosing the PPT for kind information and to request to disseminate this to all the NSS Volunteers under your jurisdiction.

In case for any clarification and Universtiy/Directorate level training you may contact **Sh. Murali Prasad, Teachers trainer of Pi Jam Foundation, Mobile No.- 99010 18152.**

An early action is highly solicited in this regard.

Encl. PPT

Yours faithfully,

(D. CARTHIGUEANE)

Regional Director- NSS

Copy to:

1. Dr. Prathap Lingaiah, State NSS Officer, GOK – for kind information.
2. Sh. Nagendra R, Program Manager, Pi Jam Foundation – for kind information.

Eco-Creativity & Innovation Hackathon

Ready to innovate for a greener future? Participate and make a difference!

Participate now and get a chance to win Exciting prizes!

1



Watch videos
and
Complete Puzzles

2



Submit
Creative Ideas

3



Get a chance to
attend the Innovation
Conclave in Delhi

Scan to Participate



Timelines





Awards & Recognition



Top States

- **Top 5** States will be felicitated by Secretariat.

Top Districts

- **Top 5** Districts will be felicitated by Secretariat.

Top Teachers

- **Top 5** Teachers will be awarded as "Eco Warriors".
- **Top 100** Teachers will receive Eco Mentor/Champion Certificates from MoEFCC and Pi Jam

Top Students

- **Top 5** Students will receive Cash Prize for idea incubation support up to 50k
- **Top 105** Projects would be awarded with a Tinkering Kit.
- **Top 105** Projects would be Representing their Project at a National Showcase in Delhi to the MoEFCC Team



WHO ?

There are 3 categories:

Category 1 (6-8th)

Category 2 (9-12th)

Category 3 (UG PG)

HOW ?

1. Mobile
2. Laptop

Use the following link to register and perform the activities.

<https://eepmoefcc.nic.in/>

<https://codemitra.org/eco-life>

**Step by step guide on how to Teacher Register in
Eco Creativity and Innovation Hackathon**

Teachers Registration Process

The screenshot shows the Codemitra website interface. At the top left is the Codemitra logo. The main header area features the text "PiJam Presents" and "Eco-Creativity & Innovation Hackathon" in large green font, accompanied by an illustration of two trophies. Below the title is a tagline: "We promote eco-friendly ideas to make the world a better place". A thumbs-up icon is on the left. The main content area is a dark green banner with four steps: "Programme" (This hackathon has 3 steps to promote innovation), "Videos and Activities" (Watch the videos and complete the activities), "Create Ideas" (It is time to submit creative ideas), and "Get certificates" (Win awards and attend the innovation conclave). A green "Participate" button with an orange arrow is at the bottom of the banner. In the top right corner, there is a language selection dropdown menu with a green checkmark icon. The menu is open, showing a list of languages: English, Hindi, Punjabi, Bengali, Oriya, and Tamil. A black arrow points from the text "Click here to select Language." at the bottom of the slide to the language dropdown menu.

Codemitra

PiJam Presents

Eco-Creativity & Innovation Hackathon

We promote eco-friendly ideas to make the world a better place

Programme
This hackathon has 3 steps to promote innovation

Videos and Activities
Watch the videos and complete the activities

Create Ideas
It is time to submit creative ideas

Get certificates
Win awards and attend the innovation conclave

Participate ➔

English
Hindi
Punjabi
Bengali
Oriya
Tamil

Go to <https://codemitra.org/eco-life> and Click here to select Language.

PiJam Presents

Eco-Creativity & Innovation Hackathon



We promote eco-friendly ideas to make the world a better place



Programme

This hackathon has 3 steps to promote innovation



Videos and Activities

Watch the videos and complete the activities



Create Ideas

It is time to submit creative ideas



Get certificates

Win awards and attend the innovation conclave

Have a **Participate** button

help@thepijam.org

+91 7499246938

And then click on Participate button

PIJam Presents

Eco-Creativity & Innovation Hackathon



Programme

This hackathon has 3 steps to promote innovation



Code Mitra

Mobile number

Login with OTP?

New to Code Mitra ? [Sign up](#)

Get certificates

Win awards and attend the innovation conclave

Have any questions? [Participate](#)help@thepijam.org

+91 7499246938

If already have an account Login with your Pin

If already have an account and forgot pin you can also Login with OTP

If you are New to CodeMitra then click on Signup and create your account

Signup Process



CODE MITRA

Sign in



Welcome to Code Mitra



I am a student



I am a teacher

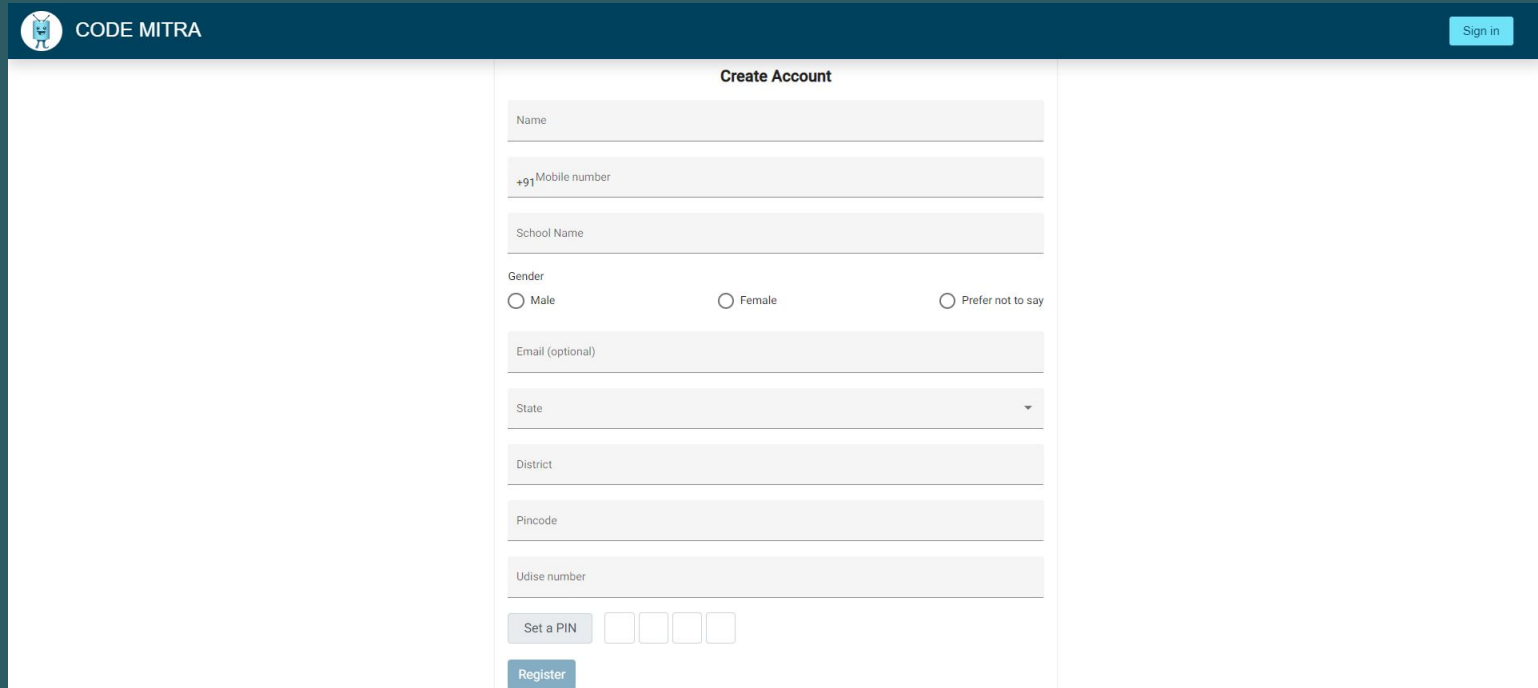


About Us

Learn problem solving and computer science on your phone through fun and interactive courses. Become a creator by making your own games, animations or projects. Updated on

- If you are a student then Click on I am a student
- If you are a Teacher then Click on I am Teacher

For Teachers



The screenshot shows the 'Create Account' form for teachers on the CODE MITRA website. The form is centered on a white background with a dark blue header. The header contains the CODE MITRA logo and a 'Sign in' button. The form fields are as follows:

- Name
- +91 Mobile number
- School Name
- Gender: ☐ Male, ☐ Female, ☐ Prefer not to say
- Email (optional)
- State (dropdown menu)
- District
- Pincode
- Udise number
- Set a PIN:
- Register button

If you are a teacher you need register using this form and set a pin to register.

For Teachers

The screenshot shows the Code Mitra login page for teachers. At the top, there is a header with the Code Mitra logo and a user profile icon. The main heading is "Eco-Creativity & Innovation Hackathon" presented by PiJam. A central modal window titled "Code Mitra" is open, displaying a login form. The form includes a "Mobile number" field with a dropdown for the country code (+91) and a text input for the 10-digit number. Below this is a "PIN" field with four input boxes. A "LOGIN" button is positioned below the PIN field. At the bottom of the modal, there are links for "Login with OTP?", "New to Code Mitra ? Sign up", and a "Participate" button. The background of the page is dark green with various icons and text related to the hackathon.

Code Mitra

PiJam Presents

Eco-Creativity & Innovation Hackathon

Programme

This hackathon has 3 steps to promote innovation

Get certificates

Win awards and attend the innovation conclave

Mobile number

+91 Enter 10 Digit Number

PIN

LOGIN

Login with **OTP?**

New to Code Mitra ? [Sign up](#)

Participate

Have any questions? Contact at:

help@thepijam.org

+91 7499246938

Login with Number which you have used at the time of Registration Process and use either Login with OTP or Login with Pin.

For Teachers

The screenshot shows the landing page for the PiJam Eco-Creativity & Innovation Hackathon. At the top left is the Codemitra logo. At the top right, it says 'Welcome, Harshada Bhambare' with 'Account' and 'AET' links. The main heading is 'PiJam Presents Eco-Creativity & Innovation Hackathon' with a trophy icon. Below this is a mission statement: 'We promote eco-friendly ideas to make the world a better place'. A large green box contains four sections: 'Programme' (3 steps to promote innovation), 'Videos and Activities' (watch videos, complete activities), 'Create Ideas' (submit creative ideas), and 'Get certificates' (win awards, attend conclave). At the bottom, there's a 'Resume' button with an arrow pointing to it from the text below. The footer mentions 'IN PARTNERSHIP WITH'.

Codemitra

Welcome, Harshada Bhambare Account AET

PiJam Presents

Eco-Creativity & Innovation Hackathon

We promote eco-friendly ideas to make the world a better place

Programme
This hackathon has 3 steps to promote innovation

Videos and Activities
Watch the videos and complete the activities

Create Ideas
It is time to submit creative ideas

Get certificates
Win awards and attend the innovation conclave


Have any questions? Contact Support at:

Resume

IN PARTNERSHIP WITH

After Successfully Login, You need to click on **Participate /Resume**.
If you login First time you will Participate. After this next time when you login you will see **Resume**.


For Teachers

 CODE MITRA Home

Welcome, Harshada Bhambare ! Account ▾

Congratulations Harshada Bhambare !

You have registered in the competition for
"Eco-Creativity & Innovation Hackathon"



Scan the QR Code or share the link with your students

[Share](#) [Copy link](#)

Now As a teacher you can click on **copy link button** to share link of this competition with your students. Or you can share **QR code scanner** with your students to participate in this competition.

Student Registration With Teacher



Click on QR Code/Link shared by Teachers



Sign Up and Login through Link



1. Click on participate
2. Complete activities and steps for idea submission

Student Registration Without Teacher



Click on below Link :

<https://codemitra.org/eco-life>



Sign Up and Login through Link



1. Click on participate
2. Complete activities and steps for idea submission

Step by step guide on how to Student Register and
Participate in

Eco Creativity and Innovation Hackathon

Students Registration Process

Codemitra

PiJam Presents

Eco-Creativity & Innovation Hackathon

We promote eco-friendly ideas to make the world a better place

English
Hindi
Punjabi
Bengali
Oriya
Tamil

Programme
This hackathon has 3 steps to promote innovation

Videos and Activities
Watch the videos and complete the activities

Create Ideas
It is time to submit creative ideas

Get certificates
Win awards and attend the innovation conclave

Participate

Go to <https://codemitra.org/eco-life> and Click here to select Language.

PIJam Presents

Eco-Creativity & Innovation Hackathon



Programme

This hackathon has 3 steps to promote innovation



Code Mitra

Mobile number

Login with OTP?

New to Code Mitra ? [Sign up](#)

Get certificates

Win awards and attend the innovation conclave

Have any questions? [Participate](#)help@thepijam.org

+91 7499246938

If already have an account Login with your Pin

If already have an account and forgot pin you can also Login with OTP

If you are New to CodeMitra then click on Signup and create your account

Student Signup Process



CODE MITRA

Sign in



Welcome to Code Mitra



I am a student




I am a teacher

About Us

Learn problem solving and computer science on your phone through fun and interactive courses. Become a creator by making your own games, animations or projects. Updated on

- If you are a student then Click on I am a student

For Students

 CODE MITRA Sign in

Create Account

+91

Gender

☐ Male ☐ Female ☐ Prefer not to say

Set a PIN

Register

If you are a student then you can register using this form and set a pin to register.

For Students

The screenshot shows the PiJam website with a modal window for Code Mitra login. The modal has a title bar with the Code Mitra logo and a close button. Below the title, there is a section for mobile number login with a dropdown for country code (+91) and a text input for the 10-digit number. To the right of the number input are four boxes for a PIN. A blue 'LOGIN' button is positioned below the PIN boxes. Below the login section, there is a link for 'Login with OTP?' and a link for 'New to Code Mitra ? Sign up'. An arrow points from the 'Sign up' link to a 'Participate' button on the website. The background of the website shows the 'Eco-Creativity & Innovation Hackathon' banner and sections for 'Programme' and 'Get certificates'.

Code Mitra

Mobile number

+91 Enter 10 Digit Number

PIN

LOGIN

Login with OTP?

New to Code Mitra ? [Sign up](#)

Participate

help@thepijam.org

+91 7499246938

After successfully completing the registration process please login with mobile number which you have used at the time of registration and write the pin which you set earlier to login or Login using the OTP which you will receive on your phone.

For Students



Welcome, xyz

Account



PiJam Presents

Eco-Creativity & Innovation Hackathon



We promote eco-friendly ideas to make the world a better place

Programme

This hackathon has 3 steps to promote innovation



Videos and Activities

Watch the videos and complete the activities



Create Ideas

It is time to submit creative ideas



Get certificates

Win awards and attend the innovation conclave

Have any questions? Contact Support at:

Participate

IN PARTNERSHIP WITH

After log in, click on “Participate /Continue”

For Students

Codemitra Welcome, xyz Account

Eco-Creativity & Innovation Hackathon

Your Tasks and Overall Progress

Total Progress **0% Complete**

1
Watch the video and take the quiz
Watch videos and solve interesting puzzles!
Start task

2
Submit Your Super Idea!
Got a brainy invention or a super cool solution? Share it with us! Click here to type and submit your awesome idea!
Start task

3
Download Acknowledgment letter
Your idea has been submitted. Download Acknowledgment letter
Download

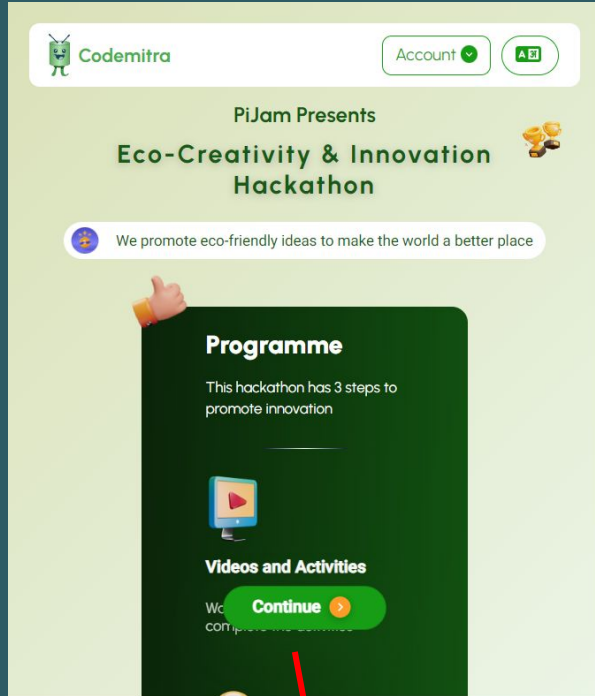
Have any questions? Contact Support at:
help@thepijam.org
+91 74992 46938

Here you'll see 3 steps you need to follow :

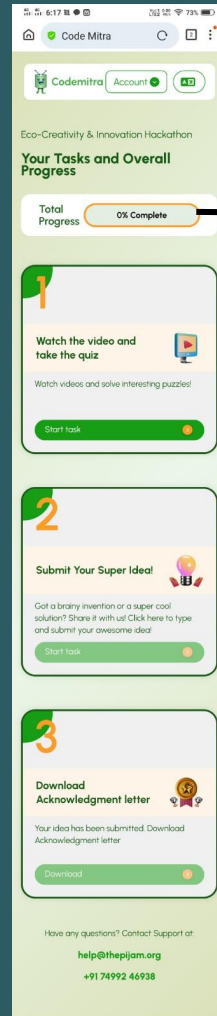
1. Watch videos and complete activities.
2. Submit your Ideas
3. Get the Acknowledgement Certificate.

Your completion status
you can see here

How students will see on Mobile :-




1st will see this—Need to click on Continue or Participate. Also Scroll down mobile screen,




Your completion status you can see here


When you click on Participate or Continue on Mobile you will see this window where you need to scroll down your mobile screen. Where you will find 3 steps to complete this competition.

For Students

 Codemitra

Welcome, xyz

Account 

AED 

Eco-Creativity & Innovation Hackathon


Your Tasks and Overall Progress

Total Progress

0% Complete

1

Watch the video and take the quiz




Watch videos and solve interesting puzzles!

Start task

2

Submit Your Super Idea!




Got a brainy invention or a super cool solution? Share it with us! Click here to type and submit your awesome idea!

Start task

3

Download Acknowledgment letter



Your idea has been submitted. Download Acknowledgment letter

Download

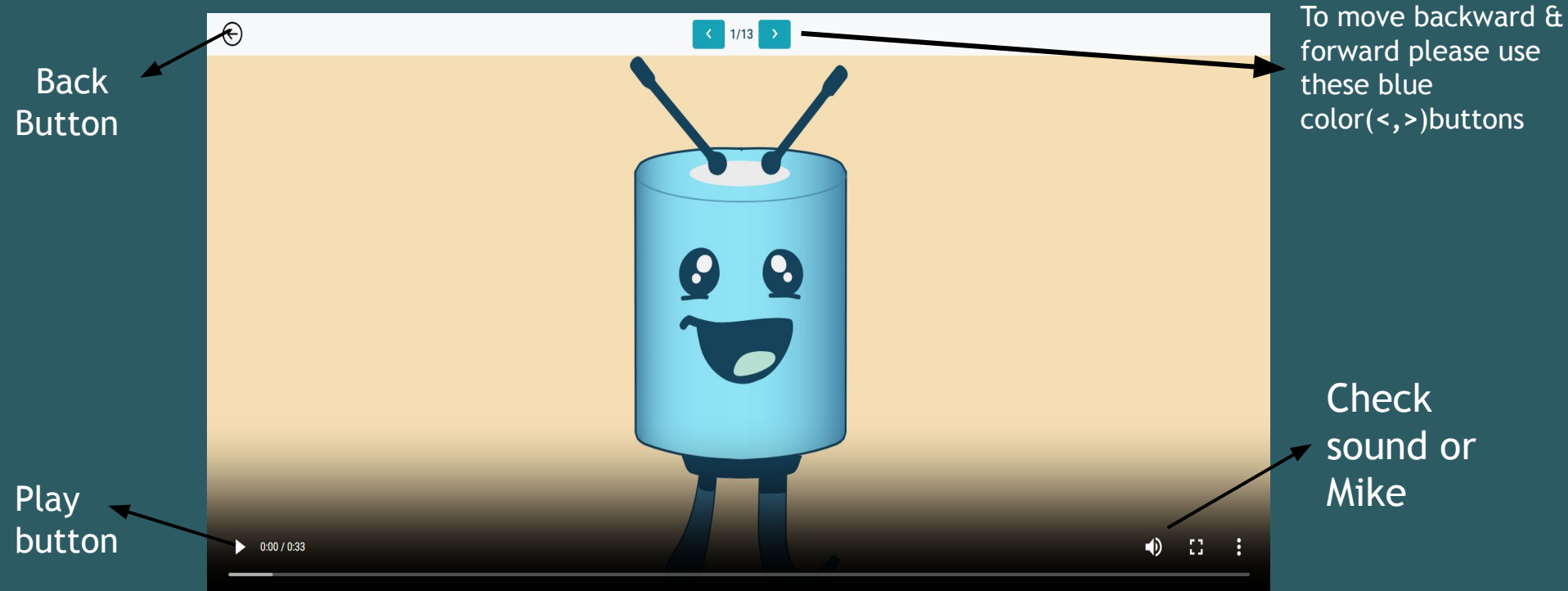
Have any questions? Contact Support at:

help@thepijam.org

+91 74992 46938

Step 1 : Click on Start Task to Watch videos and complete activities.

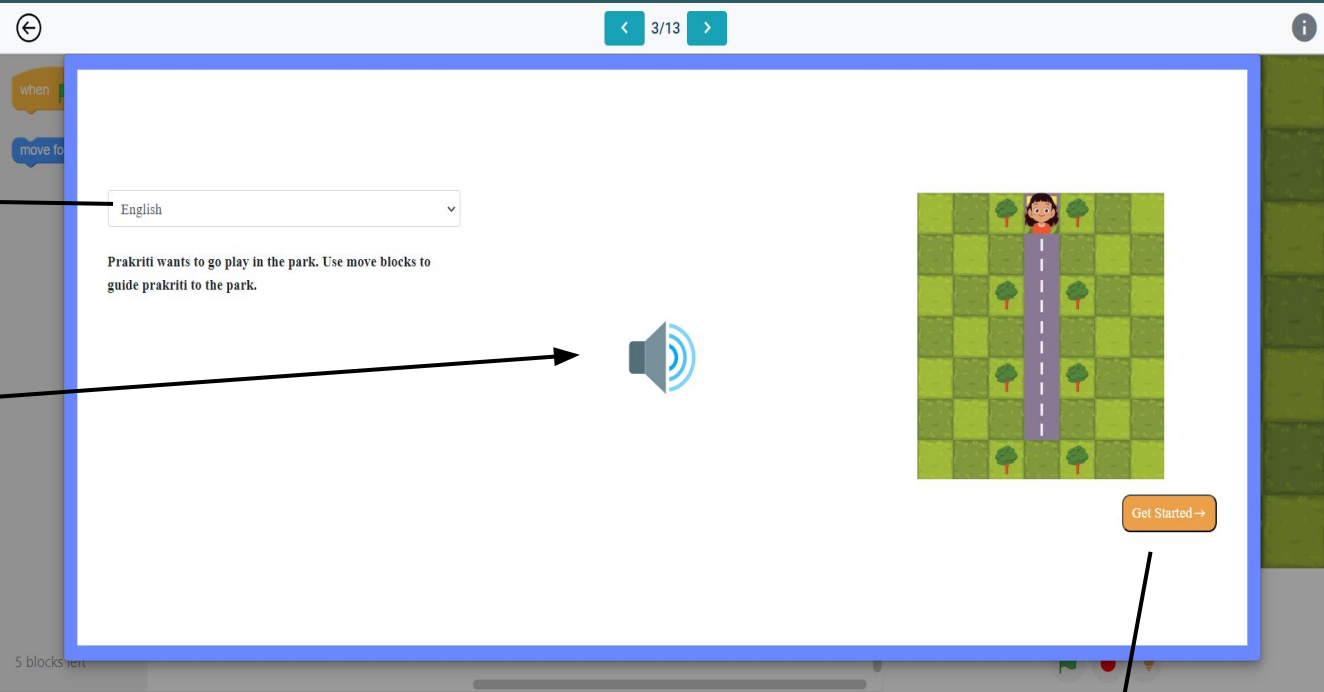
For Students



When you click on step 1 you will see this window. Where you need to complete 13 task. Class wise this activities number can differ. Please watch this 1st video and then click on right arrow button for next activity.

For Students

Select Suitable language here.



To Listen click here

In between the videos student need to complete the simple activity /task. You can select the language to listen task.

To start the task click on Get started.

For Students



The image shows a Scratch workspace with a stage and a script area. The stage features a green grid background with a central purple path labeled 'PARK' at the top. A character is positioned on the path. The script area contains two 'when green flag clicked' blocks, each followed by a 'move forward' block. Annotations with arrows point to various interface elements: the 'move forward' block, a trash can icon, the green flag icon, the red stop icon, and the hint icon.

when green flag clicked

when green flag clicked

move forward

To complete the task use this block. Drag them to middle section. Attach them below “when green flag clicked”.

5 blocks left

To delete the block click here.

To Run a code Click on Green Flag.

To stop code click here

For Hint click here

For Students

Codemitra

Welcome, xyz Account

Eco-Creativity & Innovation Hackathon

Your Tasks and Overall Progress

Total Progress **81% Complete** → Completion Status

1

Watch the video and take the quiz

Watch videos and solve interesting puzzles!

[View task](#)

2

Submit Your Super Idea!

Got a brainy invention or a super cool solution? Share it with us! Click here to type and submit your awesome idea!

[Start task](#)

3

Download Acknowledgment letter

Your idea has been submitted. Download Acknowledgment letter

[Download](#)

Have any questions? Contact Support at:

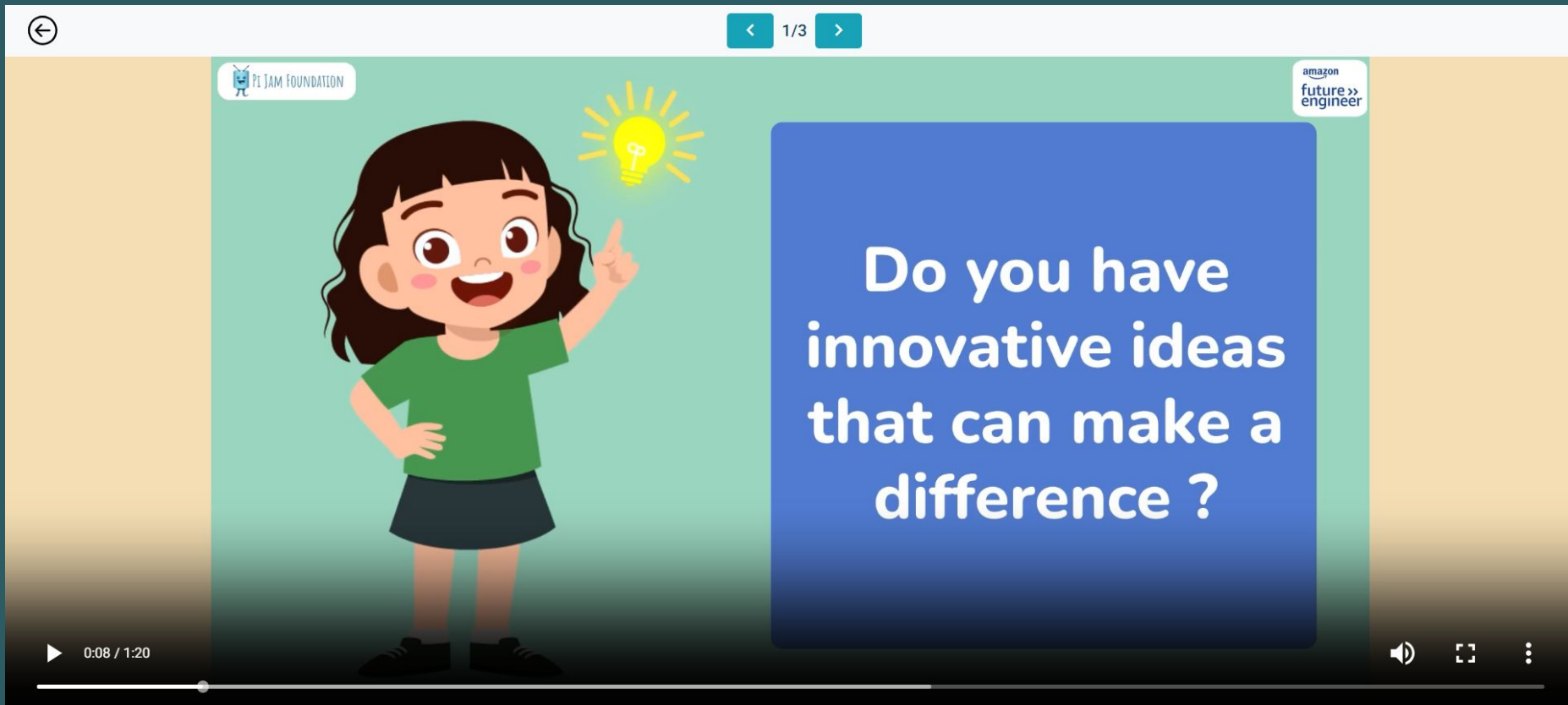
help@thepijam.org

+91 74992 46938

When you complete Step 1 you can see green tick mark at the corner.

Then please proceed to complete Step 2 please click on Start Task.

For Students




In step 2 you need complete 3 task.

Task 1. Watch the video to understand how to submit ideas.

Themes for Innovative Ideas

1. Save Energy
2. Save Water
3. Say No to single use plastic
4. Adopt sustainable food system
5. Reduce Waste
6. Reduce e-waste
7. Adopt healthy lifestyle

For Students




2/3


Step 1 of 2


Details of your Idea


What innovative idea are you proposing to solve for an environmental issue?

Maybe an issue that has directly affected your neighbourhood - or - maybe you have heard of an environmental problem that others are experiencing

Record Video 

Record Audio 

Upload File 

Enter Text 


Have any questions? Contact Support at:

help@thepijam.org

+91 7499246938

2. Here you have to submit your Idea in the form of Video, Audio, any type of doc/PPT/PDF format or you can type your idea.

For Students



<

2/3


>


Step 1 of 2


Details of your Idea


What innovative idea are you proposing to solve for an environmental issue?

Maybe an issue that has directly affected your neighbourhood - or - maybe you have heard of an environmental problem that others are experiencing

Record Video 

Record Audio 

Upload File 

Enter Text 

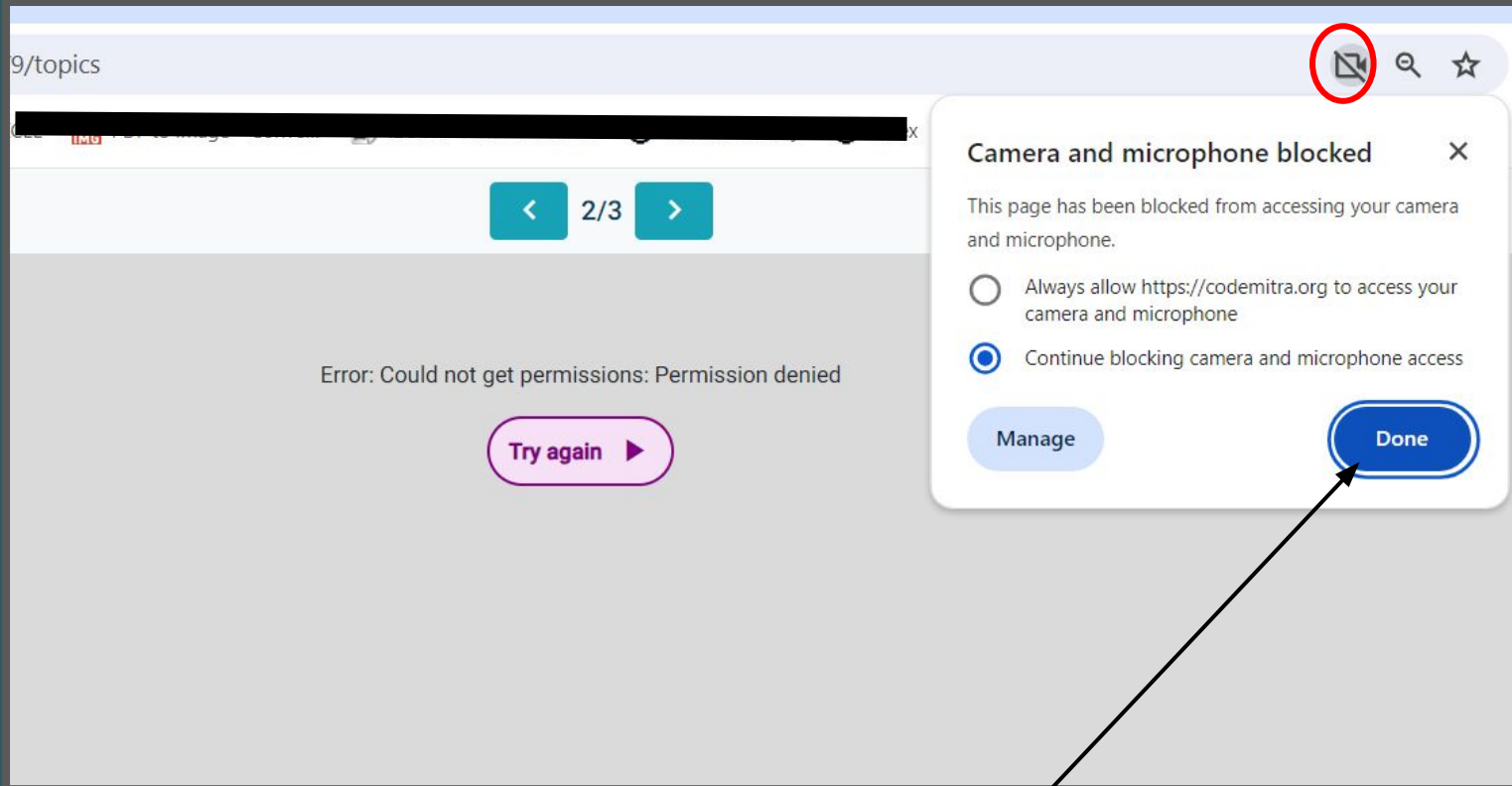
Have any questions? Contact Support at:

help@thepijam.org

+91 7499246938


How you can a record a video to submit your Idea? Please click on Record Video

For Students



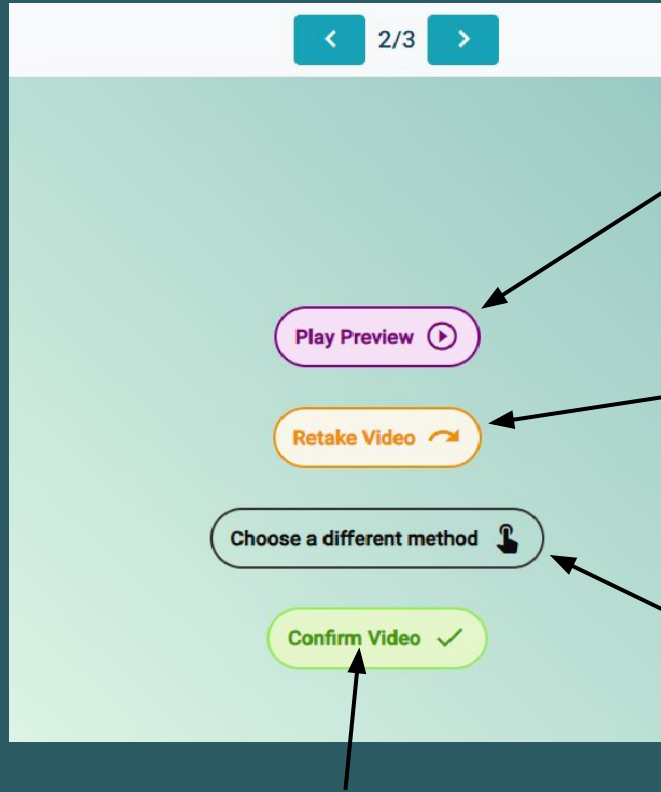
When you record video with the Chrome browser, it will request permission to use your camera and microphone. After selecting Always permit access to your microphone and camera, select Done. Click "Try Again" once more after this.

For Students



Students can now record videos. Click Stop recording when the recording is complete.

For Students



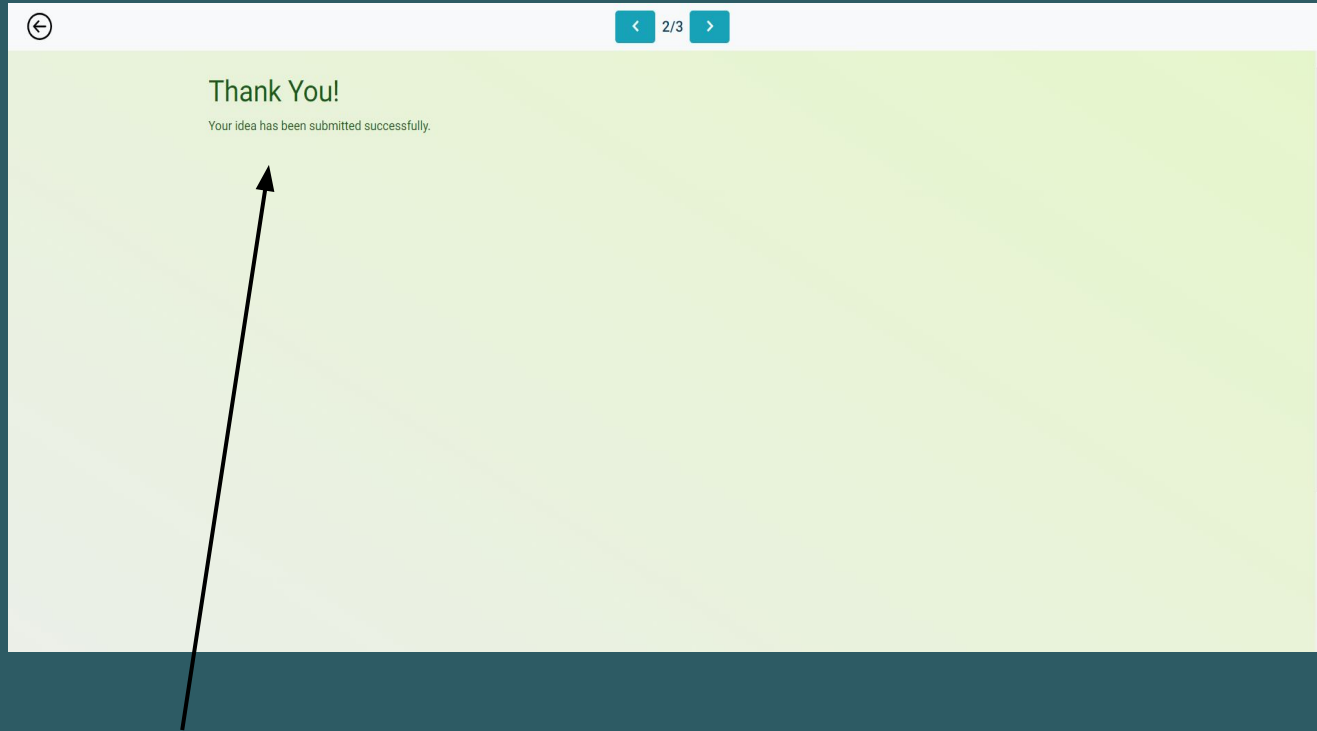
Click on Play Preview to know how your video was made.

Click Retake video if you would like to retake your video.

Please Click Choose different Method if you would like to submit an idea via a different way.


Please click "Confirm Video" if you are satisfied with your video. You will not be able to change the video on confirmation.

For Students



You receive notification that your concept has been successfully submitted after the video has been verified. Now you can click on right arrow for Next step.

For Students




< 2/3 >


Step 1 of 2


Details of your Idea


What innovative idea are you proposing to solve for an environmental issue?

Maybe an issue that has directly affected your neighbourhood - or - maybe you have heard of an environmental problem that others are experiencing

Record Video 

Record Audio 

Upload File 

Enter Text 

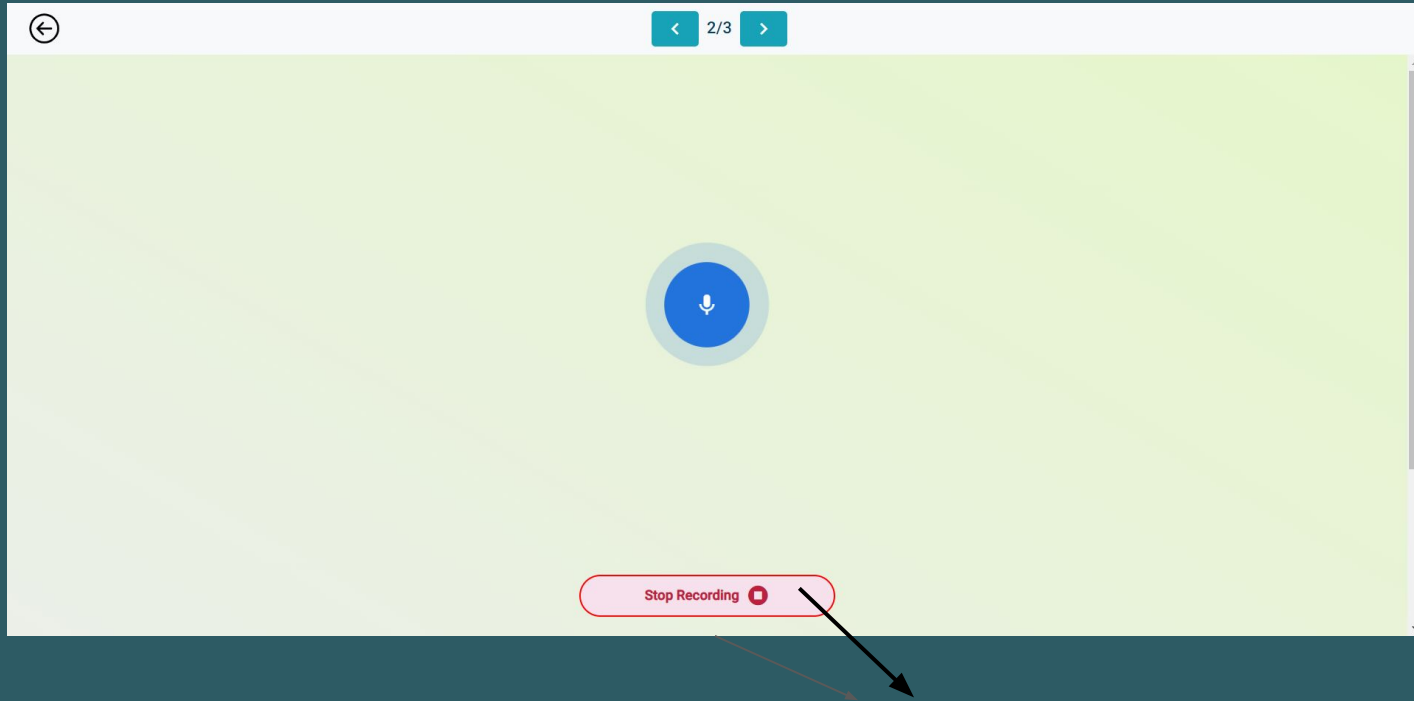
Have any questions? Contact Support at:

help@thepijam.org

+91 7499246938

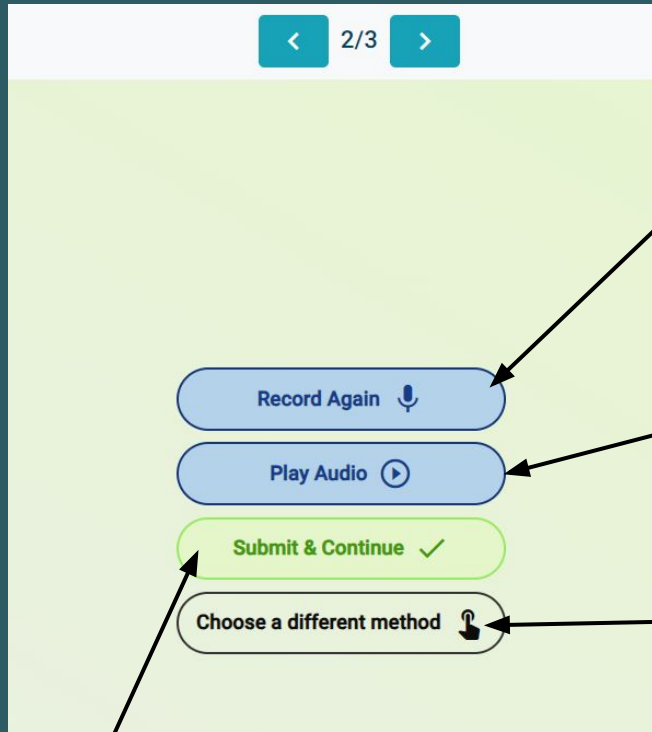
Please click Record Audio to submit your idea in audio format.

For Students



When you record audio with the Chrome browser, it will request permission to use your camera and microphone. After selecting Always permit access to your microphone and camera, select Done. Click "Try Again" once more after this. After this you can start recording. When you finish recording click on Stop recording.

For Students




Click Record Again if you would like to record your audio again.

Click on Play Audio to know how your audio was made.

Please Click Choose different Method if you would like to submit an idea via a different way.

Please click "Submit and Continue" if you are satisfied with your Audio. You will not be able to change the audio on confirmation.

For Students




< 2/3 >


Step 1 of 2


Details of your Idea


What innovative idea are you proposing to solve for an environmental issue?

Maybe an issue that has directly affected your neighbourhood - or - maybe you have heard of an environmental problem that others are experiencing

Record Video 

Record Audio 

Upload File 

Enter Text 


Have any questions? Contact Support at:

help@thepijam.org

+91 7499246938

Please click Upload File to submit your idea in MP4/MP3/JPEG/PDF

For Students



< 2/3 >

Submit your Idea

Briefly describe the problem statement you want to solve and your Idea

Choose your upload format *

Select file type

Video

Audio

Image

PDF

Choose file to upload *

Choose File


No file chosen

Submit

Cancel

By clicking on the Choose File option, you can upload the relevant file after choosing the file format. Then you can Click on Submit option.

For Students




< 2/3 >


Step 1 of 2


Details of your Idea


What innovative idea are you proposing to solve for an environmental issue?

Maybe an issue that has directly affected your neighbourhood - or - maybe you have heard of an environmental problem that others are experiencing

Record Video 

Record Audio 

Upload File 

Enter Text 

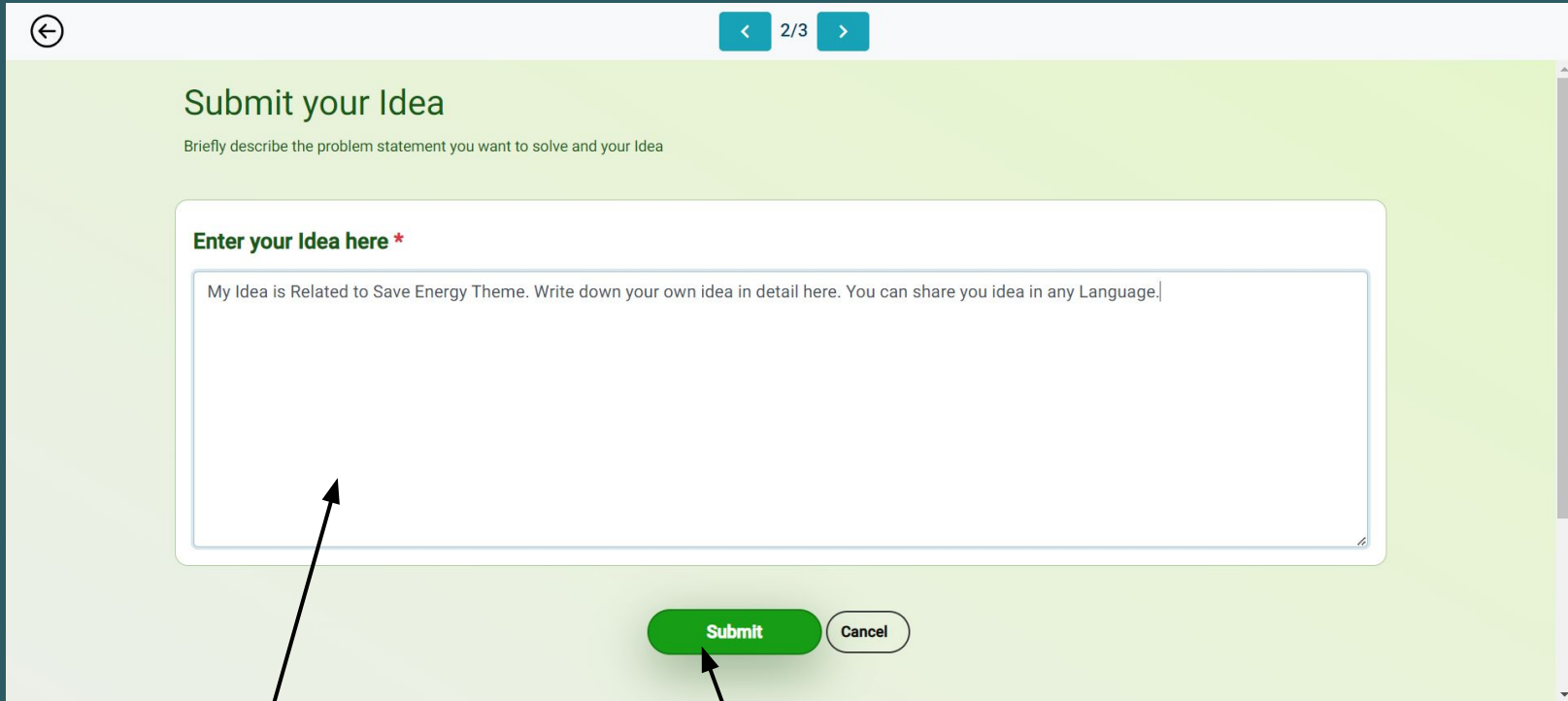
Have any questions? Contact Support at:

help@thepijam.org

+91 7499246938

Please click Enter Text if you would like to submit ideas in any language.

For Students



The screenshot shows a web interface for submitting ideas. At the top, there is a navigation bar with a back arrow icon on the left and a progress indicator in the center showing '< 2/3 >' in teal boxes. Below the navigation bar, the main heading 'Submit your Idea' is displayed in a dark green font. Underneath the heading, a subtitle reads 'Briefly describe the problem statement you want to solve and your Idea'. The central part of the form is a white box with a light green border. Inside this box, the prompt 'Enter your Idea here *' is shown in green. Below the prompt is a large text area with a light blue border. The text area contains the placeholder text: 'My Idea is Related to Save Energy Theme. Write down your own idea in detail here. You can share you idea in any Language.' At the bottom of the form, there are two buttons: a green 'Submit' button and a white 'Cancel' button with a grey border. Two black arrows point from the bottom text block to the text area and the 'Submit' button.

Submit your Idea

Briefly describe the problem statement you want to solve and your Idea

Enter your Idea here *

My Idea is Related to Save Energy Theme. Write down your own idea in detail here. You can share you idea in any Language.

Submit Cancel

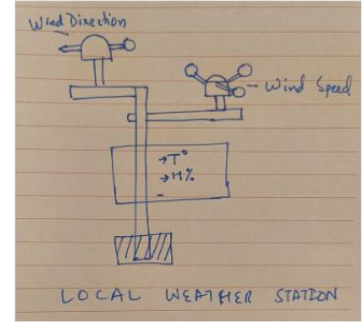
Students can submit their ideas here and write about them in depth in any language. After completing this student can click on Submit.

SAMPLE IDEAS

What Environmental Issue is Important to you or an ideas you have to solve for an environmental issue?
(Maybe an issue that has directly affected your neighborhood or maybe you've heard of an environmental problem that others are experiencing)



Farmers face losses due to changing weather conditions impacting the yield of their crop/produce. Predicting local Weather is key to better planning for farmers. Hence we are proposing creating a local weather station that can predict rainfall, wind, humidity etc



Which of the below Themes is the Issue Related to?



Adopt Sustainable Food System

What Support do you need to create your project or implement your idea?



Sensors, Materials and Mentorship Support

SAMPLE IDEAS

What Environmental Issue is Important to you or an ideas you have to solve for an environmental issue?
(Maybe an issue that has directly affected your neighborhood or maybe you've heard of an environmental problem that others are experiencing)



Which of the below Themes is the Issue Related to?



- Reduce E Waste

What Support do you need to create your project or implement your idea?



- Other
<We need mentorship about more e waste materials we can reuse>
-

For Students

< 3/3 >

Step 2 of 2

Details of your Idea

Which of the below themes is the issue related to? *

Select a theme

Save Energy

Save Water

Say No to Single Use plastic

Adopt Sustainable Food System

Reduce Waste

Adopt Healthy LifeStyle

Reduce E-waste

What support do you need to create or implement your idea? *

Select implementation needs

Submit

⬅ 3/3 ➡

Step 2 of 2

Details of your Idea

Which of the below themes is the issue related to? *

Select a theme

What support do you need to create or implement your idea? *

Select implementation needs

Materials


Mentorship


Creating Project

Submit

Task 3. Here you need to answer these 2 questions like Select the Theme related to your idea also what type of support you need to implement this idea from us and then click on submit.

For Students

Welcome. xyz [Account](#) [AD](#)



Feedback

Your feedback helps us improve. Please share your experience!

Rate Your Experience

★★★★★

Would you recommend this hackathon to other?

Would you like to participate in hackathon again ?

Submit feedback

Please Give Your Experience a Rating. Click "Submit" to submit your response after answering the following two questions: would you recommend this hackathon to others and would you like to participate in it again?

For Students

Codemitra Welcome, xyz Account

Eco-Creativity & Innovation Hackathon

Your Tasks and Overall Progress

Total Progress **100% Complete**

1
Watch the video and take the quiz
Watch videos and solve interesting puzzles!
[View task](#)

2
Submit Your Super Idea!
Got a brainy invention or a super cool solution? Share it with us! Click here to type and submit your awesome idea!
[View task](#)

3
Download Acknowledgment letter
Your idea has been submitted. Download Acknowledgment letter
[Download](#)

Have any questions? Contact Support at:
help@thepijam.org
+91 74992 46938

Step 3:

After submitting the idea you can download the acknowledgement letter from step 3. For this click on the Download button.

Conclusion and Call to Action

The LiFE Eco Hackathon is a unique opportunity to foster innovation and sustainability among young minds.

- Register and submit your ideas to make a positive impact on environment